


Block of the Month

Alien

Disappearing Nine Patch
Seaport Quilters Block Party
August 2018




Materials Needed

- 4 - 4 3/4 x 4 3/4 Print Fabric Squares - (Four corners)
- 4 - 4 3/4 x 4 3/4 Bright Fabric Squares - stripes, dots, etc, stars...
- 1 - Guild provided 4 3/4 x 4 3/4 Center Square Acid Green

Assemble Basic Nine patch as shown above.

Now that you have assembled the basic nine patch block. Cut the block both vertically and horizontally in half. As shown in the diagram.



Once you have cut the block you should have four smaller blocks to reassembly as shown in the next diagram.

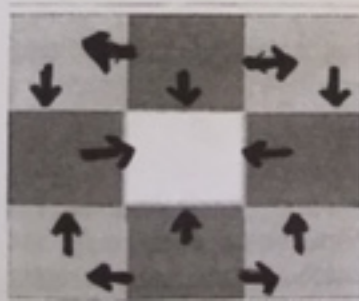
* But do not sew the four small blocks together!



* The blocks can be arranged in a wide variety of layouts.

Pressing tip:

- Toward center
- Seams will cozy together



Questions:

Ronna Bond

208-790-2515