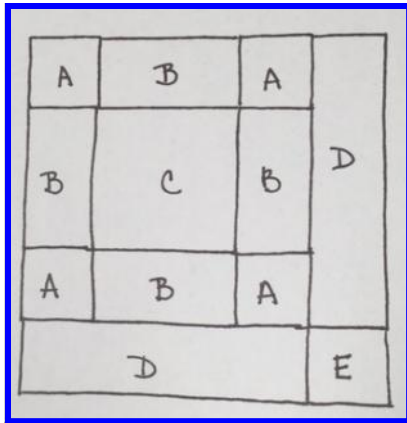


Children ' s Delight Block for August Comfort Quilts



The comfort quilt committee is in need of more juvenile themed blocks and this is a great one to use up 2 1/2 inch strips and just a 4 1/2 inch square of a juvenile print. The block (s) are due at the August meeting. If you still have some blocks left from the *Bull ' s Eye* pattern from the June newsletter, bring those to the meeting, too.



Cut:

- 4 - A pieces 2 1/2 " X 2 1/2 " squares from DARK fabric
- 4— B pieces 4 1/2 " X 2 1/2 " from LIGHT fabric
- 1—C piece 4 1/2 " X 4 1/2" square from juvenile (feature) fabric
- 2—D pieces 8 1/2 " X 2 1/2" from MEDIUM fabric
- 1—E piece 2 1/2 " X 2 1/2" square from same fabric as B
(LIGHT)

Piece 2 A B A units, 1 B C B unit and 1 D E unit.
Stitch an A B A unit on each side of the B C B unit.
Add a D piece to one side. Finish off by adding the D E unit.



Finished block measures 10 " X 10 "
(10 1/2 " X 10 1/2 ") unfinished.

Have fun with this square. It really sews up in a jiffy.