


Chimneys and Cornerstones for March 2019

The comfort quilt committee is in need of more juvenile blocks so this one should work really well. If you are making a comfort quilt, please make it at least 36" X 48". Anything smaller is really too small to use except for infants.


This square is a relative of the log cabin. You work from the inside out. Please be very accurate with your ¼ inch seams. Mine are always a bit smaller than ¼ inch which makes this a true 12 ½ inch square.

CUT

1 – 3 ½ inch square of focus fabric and 24 - 2X2 inch squares of focus fabric
2 inch strip of white fabric, cut into (4) 2 X 3 ½ inch and (4) 2 X 9 ½ inch strips




2-inch strip of contrast fabric, cut into (4) 2 X 6 ½ inch strips.



Sew a 2-inch square to ends of **TWO** of each length of white strips and contrast strips.

Then just build your square sewing the sides of the square first and then the top strips with the focus square on either side.



Press seams open or to the darker side of the square.

For more information go to
<http://www.quilterscache.com>

